

## Elsevier's Science Direct (http://www.sciencedirect.com/)

Science Direct is the web-based interface to the full-text database of Elsevier Science journals and Academic Press (Ideal), one of the world's largest providers of scientific, technical and medical (STM) literature, the Science Direct offers a rich electronic environment for research journals, bibliographic databases and reference works. The archive facilitates the researchers to access:

- 415 online journals
- over million full-text scientific journal articles
- Over million abstracts

**Accessible to:** 10 DeLCON Members

**Coverage:** 1995 onwards

The screenshot shows the ScienceDirect home page with several annotations:

- A red box at the top center says "Home page of science direct".
- A blue callout bubble points to the "Browse" link in the navigation bar, saying "Click to browse alphabetically".
- A blue callout bubble points to the "Browse by subject" section, saying "Browse by subject".

The page layout includes a search bar, a "Browse" section with alphabetical and subject-based options, a "Why Register?" section, and an "About ScienceDirect" section.

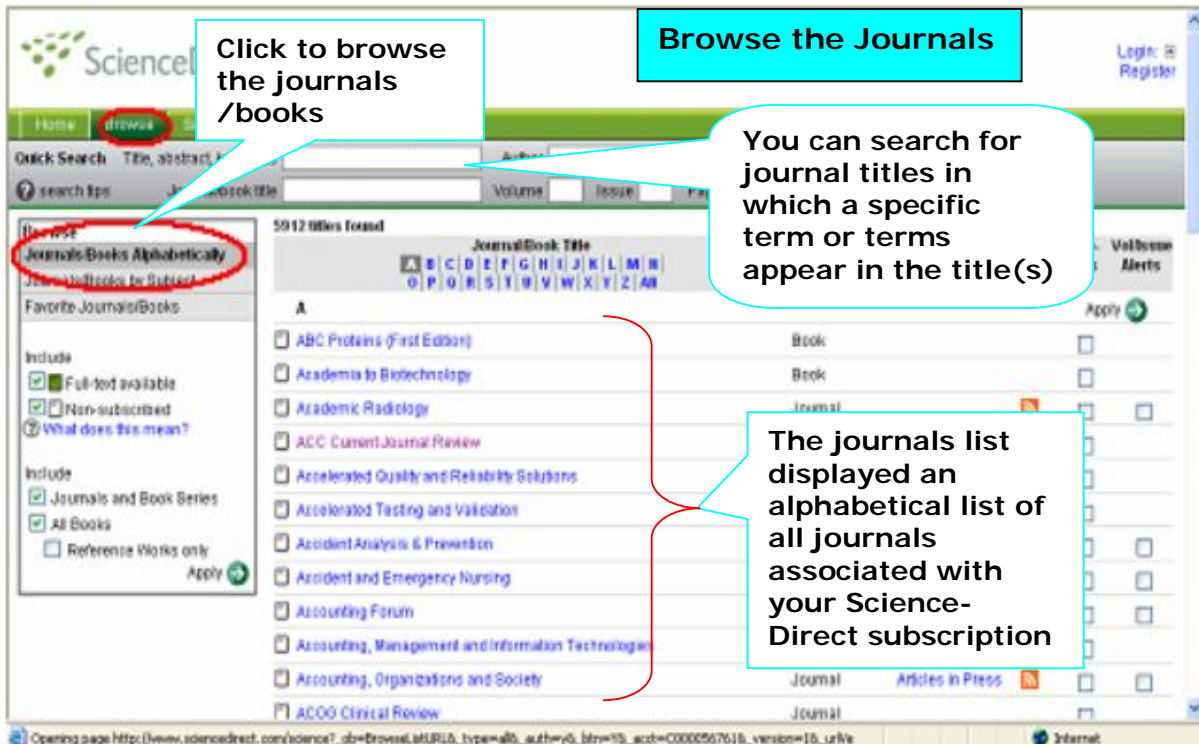
## Browse

To browse the IOP electronic journals, click on **Journal list** option from navigation bar as shown below:

- Use the alphabetical listing of journals by clicking on the first letter of the journal name to go to a list of journals starting with that letter **or** Use the **Category List of**

**Journals** to select a category of interest. Titles are listed alphabetically within the category.

- Choose a journal name to view the available volumes and issues. The number of issues that you see for each title depends upon your institution's electronic subscriptions.
- Select an issue to go to the table of contents, from which you can link to the bibliographic page and the full text of the article.



## Quick Search

### It's easy to search your Science Direct

1. Go to the **Simple** Search Form by selecting **Search** from the navigation bar.
2. Enter a word or words that describe the concept in which you are interested into the Text box.
3. Select a field or use the default to search any field.

You can also perform a **Quick Search** from any of the journal tables of contents pages by using the context-sensitive search box and pull down menu(s) located at the top of each page.

### Title, abstract, keywords Field

Searches the title, abstract, and keywords fields of a document

### Journal/Book Title Field

Searches for a specific journal or book title.

This field returns either articles or journal and book titles depending on which Quick Search fields are populated:

**Articles:** If search terms are entered in the other Quick Search fields (including the Journal/book title field), the search will return articles

**For Example:** Entering Title, abstract, keywords: dopamine and Journal/book title: neuro will return articles with "dopamine" in the title, abstract, or keywords fields and with "neuro" in the journal or book title.

**Journal and book titles:** If search terms are available only in the Journal/book title field, the search will return journal/book titles.

For Example: Entering only neuro in the Journal/book title field will return journals and books with "neuro" in the journal or book title, including:

- Neurobiology of Aging
- Neurocomputing
- Pediatric Neurology

**Searching a specific journal or book:** When the text --This Journal/Book-- displays in the Journal/book title search field and you are on a journal or book home page, entering search terms in the other Quick Search fields will search only articles in that journal or book.

**Author Field:** Searches for documents written by an author. Quick Search will find results where both search terms are present in the document even if they are in separate author fields.

For Example: Searching for J Smith using Quick Search would find results such as: **J.S Smith, J. Rolf.**

To find authors where all your search terms are in the same field, use the Specific Author field on the advanced search form or the Specific-Author field on the Expert search form.

**Volume:** Searches for documents in a specific volume of a journal or book. For Example: Entering Volume: **34** will return documents with a volume number of "34".

**Issue:** Searches for documents in a specific issue of a journal or book. For Example: Entering Issue: **4** will return documents with an issue identifier of "4".

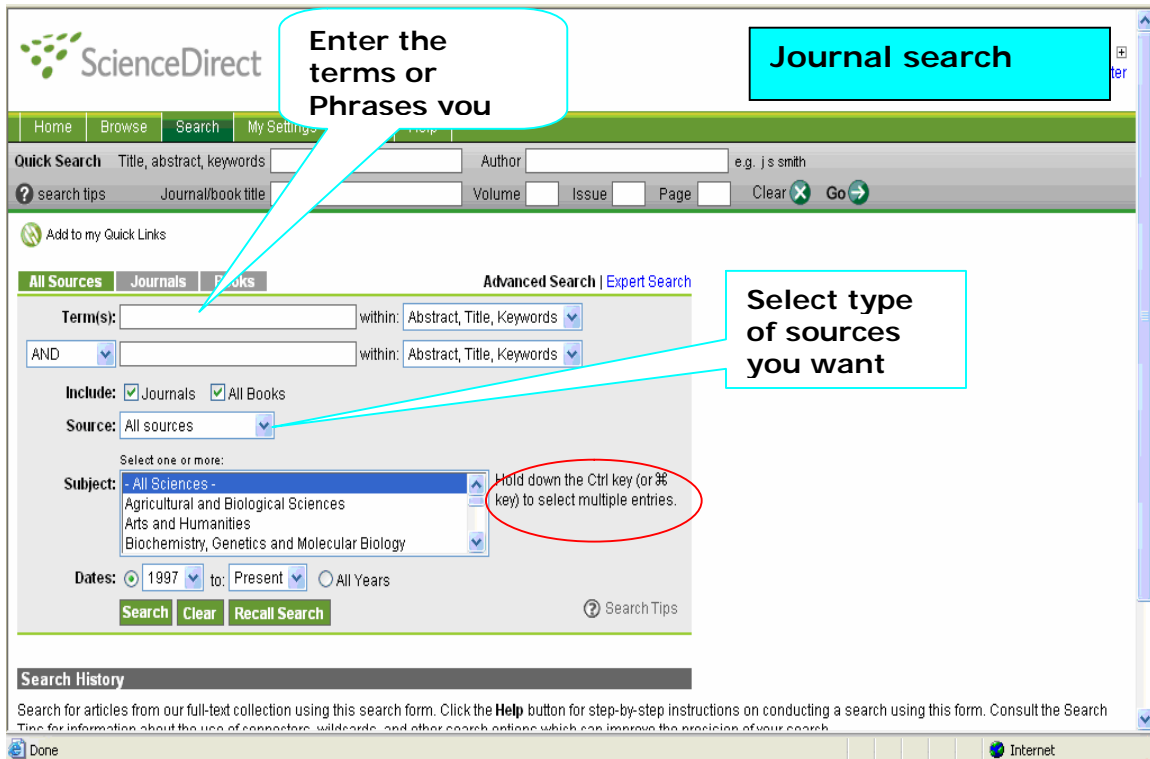
**Page:** Searches for documents with specific page numbers. For Example: Entering Page: **9** will return documents with page numbers, such as:

- 1-9
- 9
- 9-16

Entering Page: v will return documents with page numbers, such as:

- V
- v-xii

**If you'd like to perform a more detailed search, use the Advanced or Expert Search Forms by clicking on the link for each on the appropriate tab.**



**Search Term(s):** You can search any title/journals by entering any word/phrases in the above term(s) box. For Example: Genetics

### Searching Multiple Fields

When you enter search terms in multiple fields an 'AND' connector is automatically included in your search query.

For Example: If you enter Author: smith and Volume: 4, your search will be for articles that have "Smith" in their author field and that have "4" in their volume field.

### Multiple Terms

If you enter multiple terms in the Title,abstract,keywords field, Quick Search will include an 'AND' connector in your search query.

For Example: If you enter heart attack oxygen, your search will be for articles with "heart AND attack AND oxygen" in the abstract, article title, or keyword fields

**Exact Phrases:** To search for a matching or exact phrase in the Title, abstract, keywords field, you must enclose the term in quotation (") marks or brackets ({}).

For Example: If you want to locate occurrences of the phrase "heart attack", you would enter "heart attack" in the Title, abstract, keywords field.

**Click on one of the document links available to review the individual documents.**

**Links available to Edit Search, Save Search, and/or Save as Search Alert.**

**Search Results Page**

**You can narrow your search results by using the search within results text box**

**Links are also available for display change, e-mail articles and export citations**

**Click to show the document of full text and PDF format and view related articles**

The screenshot shows a search results page with a search bar at the top containing "pub-date > 1996 and TITLE-ABSTR-KEY(genetics)". Below the search bar are navigation links: "Edit Search", "Save Search", "Save as Search Alert", and "Search Feed". The results are displayed in a list format with columns for "Article List", "Full Abstracts", "Sort by Date", and "Sort by Relevance". The first result is "Interacting sequential Monte Carlo samplers for trans-dimensional simulation" with a callout pointing to its "Abstract", "Full Text + Links", and "PDF (503 K)" links. The second result is "Drought tolerance improvement in crop plants: An integrated view from breeding to genomics" with a callout pointing to its "Abstract", "Full Text + Links", and "PDF (250 K)" links. At the bottom, there are related search suggestions for "Genetics PH D", "WWW Genetics.com", and "ZS Gene Hearing Plant Ge".

## Performing an Expert All Sources Search

From the All Sources Expert search form, you can search all subscribed journals and books using Boolean syntax.

## Print

**List of journals Expert search**

**Indicated to edit and save the search results**

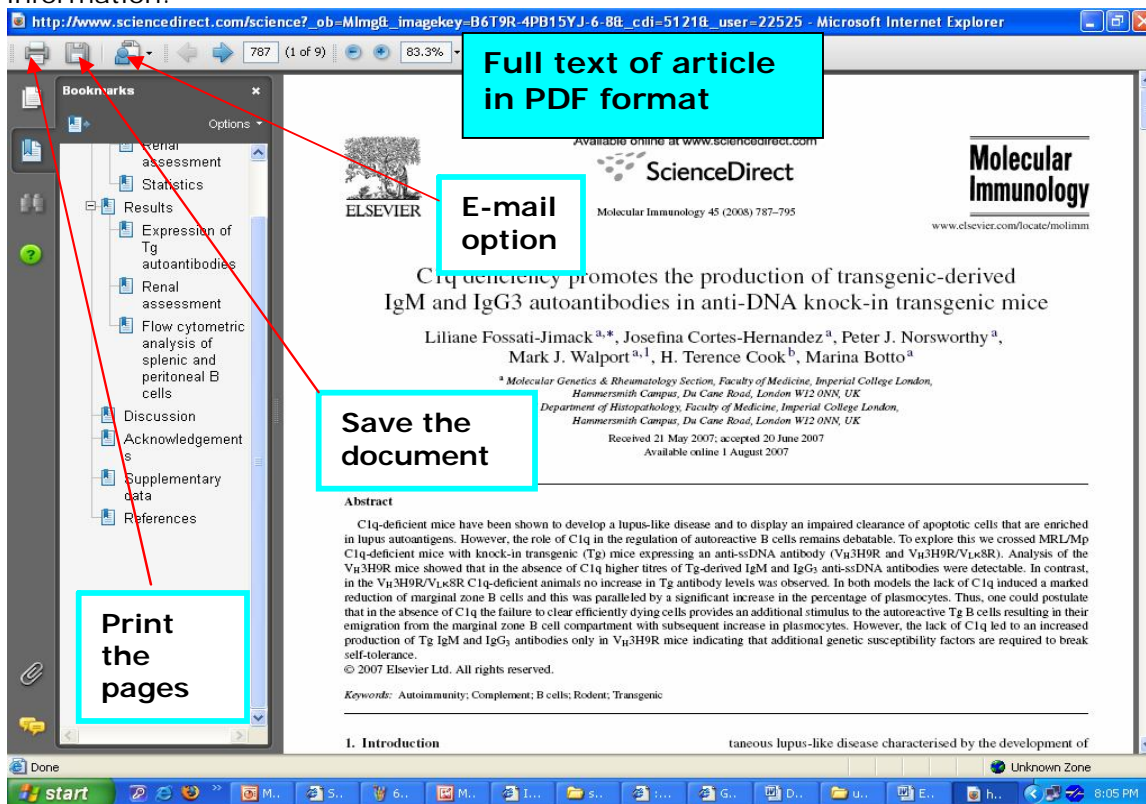
The screenshot shows the ScienceDirect Expert search page. At the top, there is a navigation bar with "Home", "Browse", "Search", "My Settings", "Alerts", and "Help". Below this is a search bar with "Quick Search" and fields for "Title, abstract, keywords" and "Author" (with "e.g. j.s.smith" as an example). There are also fields for "Journal/book title", "Volume", "Issue", and "Page". The search results show "2,219 Articles Found" and a search bar for "Search Within Results:". Below the search bar are navigation links: "Edit Search", "Save Search", "Save as Search Alert", and "Search Feed". The results are displayed in a list format with columns for "Article List", "Full Abstracts", "Sort by Date", and "Sort by Relevance". The first result is "Nutritious Subsistence Food Systems" with a callout pointing to its "Abstract", "Full Text + Links", and "PDF (811 K)" links. The second result is "The Emerging Global Water Crisis: Managing Scarcity and Conflict Between Water Users".

Print high quality output through the Adobe® Acrobat® Reader. You can print to any printer connected to your workstation directly or through your network. Click on the print button or select File, then Print, from the menu bar to choose the options you want from the print dialog box. You can choose which pages you want to print, or the entire article.

### Alerts and Save Searches

You can save your search as an Alert when you want to be notified of relevant new articles by email. Alerts are available for username / password authenticated systems.

- To create Alerts, just click Save Search from any search results page.
- Save as many Alerts as you need, and schedule them to run daily, weekly or monthly.
- Emailed Alerts are HTML-enabled which allow you to link directly from the emailed Alert to the full-text article.
- You can easily run, edit, or delete any of your Alerts by using the linked commands that appear directly under the descriptive search information. Your Alerts are available to you for as long as you need them – until you choose to delete the information.



### More Help?

Context sensitive Help is always available through the ScienceServer Online Help file. Click on the Help button at the top and bottom of any ScienceServe page.